

TRANSFORM

your OUTDOORS



UNILOCK[®]

2026





The Original, and still the Best

Family owned and operated for more than 50 years, Unilock has earned a reputation for leadership. From our humble UNI-Stone® that first kickstarted the outdoor living revolution in North America, through to every major technical or design innovation since then, Unilock has been on the leading edge, transforming hardscapes.

In doing so, we have relentlessly sought to improve the quality of life for everyday families like yours and the skilled craftspeople who design and build outdoor living spaces, building an eco-system centered on people and relationships. Impractical design and marketing doublespeak are not in our wheelhouse. Instead, we are squarely focused on you, our customer, and the way our products can transform the life you choose to build upon them.

Is it a new backyard retreat you're dreaming of? Or a stunning driveway and front entrance? No project is too big or too small to consider our endless canvas of paver and wall materials. And when you're ready, we're here to help turn your dream into reality with project planning tools and contractors you can trust to do the job right. Unilock is here to help.

So where can you see possibilities, and how can we help you build them?

UNILOCK TRANSFORMING **HARDSCAPES**



TRADITIONAL PAVER

Small Upgrade, Big Difference

ENDURACOLOR™

Traditional pavers can appear to fade over time as the surface wears to reveal large, lighter-colored structural aggregates.

EnduraColor products are different. Concentrated color and wear-resistant materials are used to produce a refined, color-dense surface that lasts.



ELEGANCE®

From the timeworn look of European cobblestones, to the classic luxury of riven slabs, our Elegance collection offers styles you can't get anywhere else. Deep, rich colors and unique textures combine to deliver timeless beauty that is built to last.



- + Reduced dirt absorption +
- + Enhanced wear resistance +



Save time and money over after-market sealing with factory sealed EasyClean



Look for the seal on select products.



Your family will enjoy a well-installed project for decades.

Choose the Products you Love

Whether your project is big or small, the investment is significant. Most of this cost, up to 80%, comes from installation and lies below the surface in excavation, base materials, equipment and labor. So when it comes to the pavers and walls everyone will see, don't compromise.

Don't Settle for Less


Unilock products offer styles, textures and features you won't find anywhere else. Since materials make up only about 20% of your total project cost, don't settle for second-best. Invest in the look you love, with high quality Unilock products.

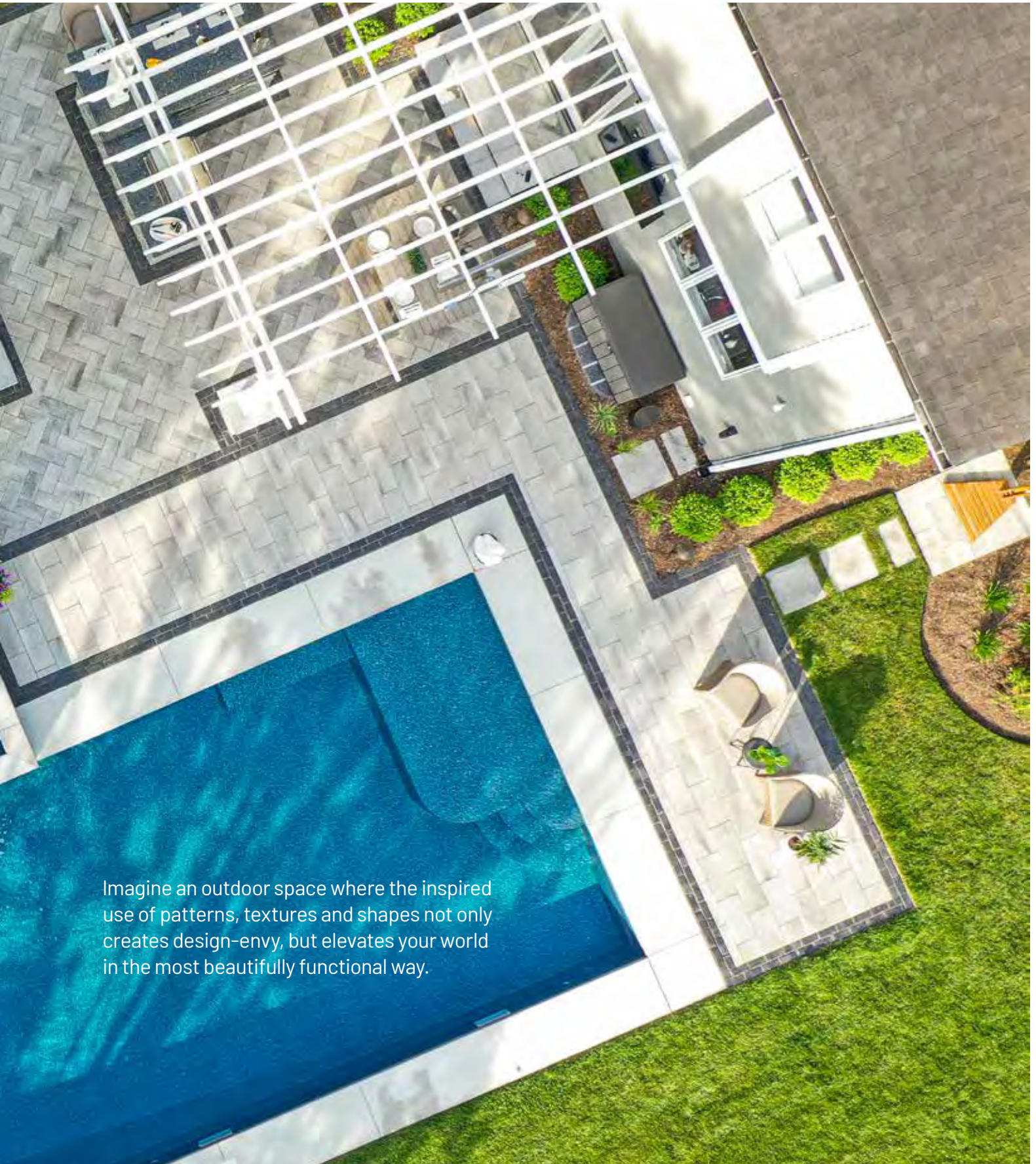


*Scan for full warranty details and to register
for your Transferable Lifetime Guarantee.*

Dream

Umbriano® with Town Hall® accents





Imagine an outdoor space where the inspired use of patterns, textures and shapes not only creates design-envy, but elevates your world in the most beautifully functional way.

Driveways

Nothing speaks to pride of ownership more, than a Unilock paver driveway. Enhance the curb appeal of your home with products designed to stand the test of time.



COURTSTONE®

The ultimate driveway product, Courtstone, is part of our premium, Elegance collection. Modelled after timeworn European cobblestones, this look will stand the test of time.





TRIBECA COBBLE™

Granite, marble and quartz particles on the surface of Tribeca Cobble offer everlasting beauty, while dimensional accuracy gives it a clear advantage over imported granite cobblestones.



Design Considerations

Ensure your driveway is wide enough for guests to make their way around parked cars.



Driveway Design Tips





Town Hall pavers in a herringbone pattern deliver a warm welcome with timeless appeal.



Pavers: Town Hall® (3 Color Blend) and Town Hall (Basalt) accent



Project Video





Striking borders, grid patterns and circular designs are brought to life with the hand-cut, granite look of Nordic Cobble.

Nordic Cobble™ (Granite Fusion and Opal Blend - Blended on Site) with Dark Charcoal circle accents



Entrances

Welcome family and friends to your home with smartly designed front entrances and walkways featuring Unilock pavers and walls.



U-CARA® MULTI-FACE WALL SYSTEM

Wisely placed vertical features can lend a cozy feel and provide a base for layered softscaping. U-Cara is a highly versatile wall system with a variety of options that coordinate beautifully with Unilock paver colors and finishes.



This front entrance project combines a single color of Umbriano in a variety of shapes and laying patterns, with dark Copthorne accent bands.



COPTHORNE®

Inspired by the enduring charm of European street pavers, Copthorne offers classic beauty.



Umbriano

Lush hydrangea fill
Rivercrest planter boxes
to frame the entrance of
this stately home.



Pavers: Copthorne®
(Basalt) with Brussels
Block® (Sandstone) accent

Garden Wall and Steps:
Rivercrest® Wall (Buff) with
Ledgestone™ Coping (Buff)





Pool Decks

It's the best part of your summer lifestyle, where kids congregate and sun-soaked days end with relaxed evenings. Make a splash around your pool, with Unilock pavers and walls.






Beacon Hill Slab



BEACON HILL™

Our wildly popular Beacon Hill Flagstone paver is also available in a smooth, modern texture. This large format slab strikes a relaxed, contemporary vibe.



Pool Deck Design Tips




UMBRIANO® COLLECTION

This collection covers all the bases, with U-Cara® wall panels for retaining walls and other vertical features, matching coping and a range of paver sizes to choose from.



Sleek, granite-like Umbriano pavers on this ultra-modern pool deck are cool and comfortable underfoot on hot, sunny days. A soothing U-Cara water feature adds to the ambiance.



Pavers: Umbriano® with Umbriano coping (Grenada White)

Water Feature and Garden Wall: U-Cara® Umbriano with Umbriano coping (Grenada White)



Project Video



Pavers: Beacon Hill™ Smooth Slab(Bavarian Blend) with Copthorne®(Basalt) accent
Retaining Wall and Grill Island: U-Cara® Smooth(Bavarian Blend)



This Beacon Hill patio sets the stage for next-level entertaining, while U-Cara makes an appearance as both outdoor kitchen and structural wall to support the elevated patio.



Project
Video

Outdoor Living

Explore the possibilities to expand your home's square footage by bringing the inside out, with outdoor kitchens, dining areas and living rooms.



Umbriano® pavers with U-Cara® Grill Island



Beacon Hill® Smooth pavers with Brussels Dimensional Stone® verticals



Rivercrest® Wall Grill Island with Richcliff® pavers

Design Considerations

If entertaining large groups is your goal, be sure to plan ample space for comfortable seating.



Outdoor Kitchen
Design Tips



Pavers: Arcana™ (Modena) with Mattoni™ (Dark Charcoal) accent rug

Fire Feature, Garden Walls and Grill Island: U-Cara® Smooth (Dark Charcoal) with Endura Coping (Granite Fusion) and Custom Granite Counter Top



Project
Video



This sophisticated modern farmhouse features an Arcana patio and spectacular see-through U-Cara fire feature.







Bristol Valley walks the line between rustic and contemporary and is the perfect complement for this pickleball oasis.

Bristol Valley® (Steel Mountain) with Cophorne® (Basalt) accents



Urban slabs and U-Cara Subway panels pack a punch in this small backyard.



U-CARA®

Our new U-Cara Subway panel features a beveled frame and raised inner face that creates visual dimension through light and shadow.



Project
Video





Pavers: Urban™ (Indiana Buff) with Copthorne® (Burnt Clay) on raised patio
Vertical Features: U-Cara® Subway (Indiana Buff) with Endura™ Coping (Indiana Buff)



Pavers: Beacon Hill™ Smooth Slab (Granite Fusion) with Natural Stone (Black River) accent and Beacon Hill Smooth (Dark Charcoal) accents

Fire Pit and Kitchen: Lineo™ Dimensional Stone (Granite) with Beacon Hill Smooth (Dark Charcoal) accent



Large, contemporary Beacon Hill Smooth slabs accented by contrasting Dark Charcoal bands create a generous sense of space for this multi-purpose backyard.



Project
Video

Retaining Walls

Make the most out of your sloped yard by creating level areas and more useable square footage with a stylish retaining wall.






Design Considerations

Carve into a hill to create a cozy nook, or locate your living space at the top of a slope with an elevated patio.







There are always new heights to reach! These angular, terraced retaining walls create multiple levels for softscape planting and an intimate outdoor gathering space.

Pavers: Beacon Hill™ Smooth (Granite Fusion) with Mattoni™ (Granite Fusion, Sable Blend and Dark Charcoal) accents and paver rug

Retaining Wall: SienaEdge™ (Granite)

Fire pit: U-Cara® Pitched (Granite Fusion) with Natural Stone (Stone Cliff Grey) coping



Modern

Whether it's a sleek, monochromatic look, or pixelated geometrics, Unilock products are your design playground.



SORENO™

Surefooted and elegant, a fine stone structure and thermal texture highlights the natural character in every slab of Soreno.



ARCANA™

These large format slabs have a silky, matte texture and speckled color palette, that is on-trend for patios, pool surrounds, roof decks and more.

Contrasting Arcana squares, Umbriano hexagons, and Mattoni rectangles define the outdoor kitchen, dining and seating areas in this modestly sized project.



Pavers: Arcana™ (Modena) with Mattoni™ (Dark Charcoal) banding and Umbriano® Hex (Winter Marvel) accent areas

Grill Island: U-Cara® Smooth (Dark Charcoal)



Project
Video





Timeless

Some properties call for the classic beauty of a timeworn patina. These are a few of our most popular products, to complement historic architecture or provide design-forward contrast to modern structures.



TOWN HALL®

Modeled after iconic North American clay pavers, Town Hall brings historic charm to traditional and permeable landscapes. Deep, rich colors and a range of authentic textures combine to deliver classic beauty and exceptional strength.





BRUSSELS BLOCK®

This tumbled paver transformed the industry when it was first introduced in 1993. While competitors have sought to replicate it, our mechanical tumbling process still delivers the most natural timeworn look.



RIVERCREST® WALL

Just because a retaining wall has an important job to do, doesn't mean it can't be beautiful! Rivercrest Wall has all the charm of a decades-old natural stone.

The outdoor television mounted on a Brussels Dimensional Stone wall is a striking centerpiece for alfresco viewing.



Pavers: Bristol Valley® (Fossil) with Cophorne® (Basalt) accents

Vertical Features: Brussels Dimensional Stone® (Sierra) with Ledgestone™ (Buff) coping and pillar caps



Project
Video







Elliott Landscape Services



BEFORE

"The end result exceeds every expectation—it's beautiful, comfortable, and filled with laughter every time our grandkids are here."

Marsha

Before & After The Power of Transformation

For more than four decades, Marsha and Robert have lovingly invested in their Mount Vernon, Ohio home—a cherished family treasure that has witnessed countless milestones. While the house itself exuded warmth and character, for years, the backyard was a blank canvas of grass waiting for purpose.

With their growing family and a house full of grandkids, they dreamed of transforming the space into a place where memories could be made, and laughter could echo for generations. Today, their vision has come to life beautifully.

The new backyard patio, crafted with elegant Arcana™ pavers is an inviting retreat featuring an outdoor kitchen, dining and sitting areas, and a tranquil water fountain. The outdoor kitchen and surrounding walls, built in Lineo® Dimensional Stone, bring a clean, modern style that complements the natural landscape.

What was once a patch of grass has become the heart of family life—a welcoming outdoor living space where Marsha and Robert's love of home and family continues to flourish.



BCL Landscaping

Feature Project



UNILOCK
AWARDS OF
EXCELLENCE

The owners of this Nebraska property wanted to transform their basic concrete patio and pool deck into a showstopping outdoor space worthy of their view of the Elkhorn Valley. Brady Corbett, of BCL Landscaping was up for the challenge.


He began with a 3D design, using Unilock Uvision® software. This tool allowed him to experiment with a number of arrangements of a pickleball court, putting green, and artificial turf, in addition to an expansive multilevel outdoor living patio and pool surround.

Together with the homeowners, they explored a number of different paver shapes and wall options in a variety of laying patterns to help define cooking, dining and lounge areas. The result is a stunning backyard that strikes a perfect balance between recreation and relaxation.



The Choice of **Design Professionals**


Architects and engineers know that Unilock products can be relied upon to bring designs to life and deliver long term durability in demanding environments. That's why you'll find Unilock used in world class commercial spaces across North America. Now, you can bring some of this same trusted quality home.





University of Pittsburgh - Bigelow Boulevard Complete Street, Pittsburgh, PA Designer: LaQuatra Bonci Associates

Frederik Meijer Gardens & Sculpture Park, Grand Rapids, MI
Designer: Todd Williams Billie Tsien & Progressive AE



MLK Justice Plaza, Newark, NJ
Designer: BARRETO / DOWD Landscape Architecture | Comito Associates


Products

Copthorne™ with Endura™ Coping





From weathered cobblestone to contemporary linear, our product selection reaches beyond the horizontal to include garden walls, pillars, steps, fire tables and fountains. Rock the look that is unmistakably you, and undeniably Unilock!




Umbriano® Collection

Collections

Unilock Collections streamline the product selection process by offering pavers, walls, steps and coping that will work well together to enhance any outdoor space.

Pavers & Slabs




Vertical Features



Coping & Steps



Explore our full range
of Unilock collections.




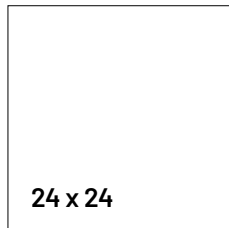
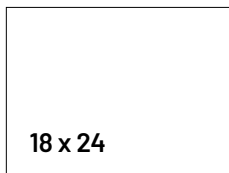
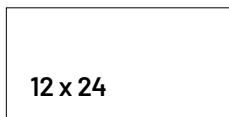
Arcana™

COLLECTION

A bold choice for contemporary luxury. Natural granite, quartz and marble particles on the surface of Arcana create a matte, non-slip surface with a unique speckled appearance that pairs beautifully with the richness of natural stone steps and coping. Add vertical features with U-Cara® Smooth wall products to create a bold space designed to impress.

SLABS

See pages 62 for details



MODENA



CORVARA



VIVANTO

NATURAL STONE COPING & STEP

See pages 142 for details

Coping 48 x 12"


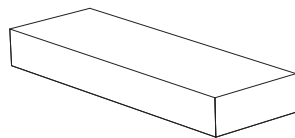
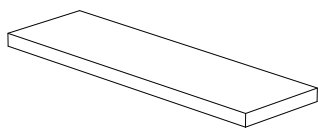
Fullnose, Rockface and Straight Edge

Coping 48 x 14"

Fullnose, Rockface and Straight Edge

Step 48 x 16"

Rockface or Straight Edge



BLACK RIVER



STONE CLIFF GREY




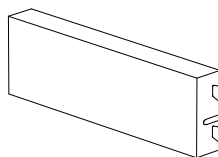
CASCADE

WALL

See pages 129-132 for details

U-Cara
Fascia Panel

U-Cara
Corner Bundle



DARK CHARCOAL



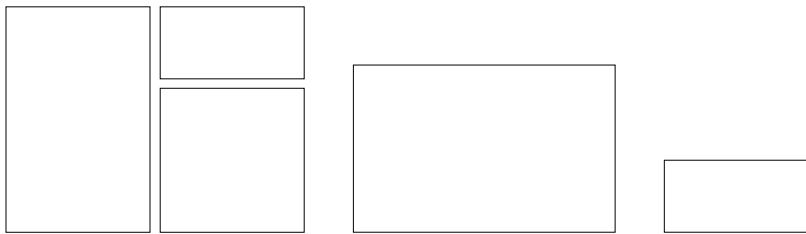
Beacon Hill™

COLLECTION

From contemporary to traditional, this collection has something for everyone.
 The blended colors and distinctive textures of the Beacon Hill Collection offer a relaxed vibe. Whether contemporary or traditional, the option to choose smooth or flagstone finishes gives you the flexibility to achieve a look you'll love.

PAVERS

See pages 66 - 70 for details



Random Bundle

Slabs

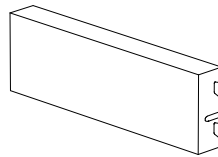
Small Rectangle

WALL & STEPS

See pages 129-132 for details

U-Cara
Fascia Panel

U-Cara
Corner Bundle

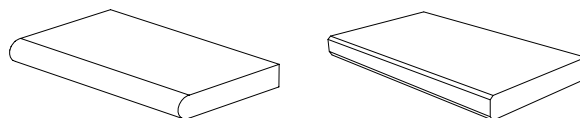


COPING & PILLAR CAP

See page 137 for details

Endura Coping

Fullnose or Chamfered



GRANITE FUSION



FOSSIL



OAT BEIGE



PLATINUM



DARK CHARCOAL



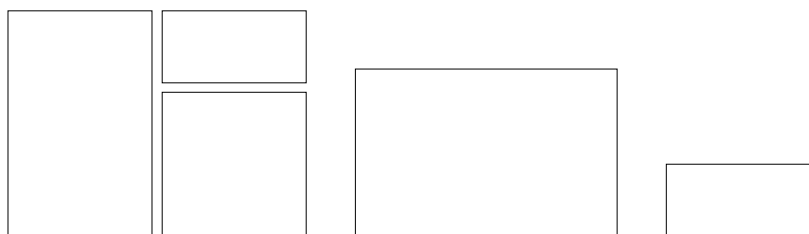
Umbriano®

COLLECTION

Sleek, modern look of granite. Exclusive to Unilock®, the granite-like surface appearance of Umbriano® now extends to pavers, walls, coping and steps. Vertical elements like outdoor kitchens, fire and water features, low walls and pillars designed with U-Cara® Umbriano, complete the project for a seamless, modern look.

PAVERS

See pages 108 - 110 for details



Random Bundle

Slabs


Small Rectangle



FRENCH GREY



GRENADA WHITE




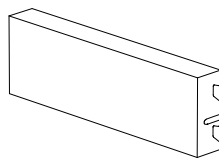
WINTER MARVEL

WALL & STEPS

See pages 129-132 for details

U-Cara
Fascia Panel

U-Cara
Corner Bundle




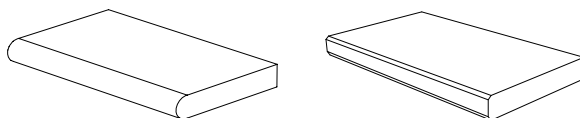
SUMMER WHEAT

COPING & PILLAR CAP

See page 138 for details

Umbriano Coping

Fullnose or Chamfered




MIDNIGHT SKY





Pavers & Slabs

From traditional shapes and textures to the most advanced technology and unique styles, the Unilock choices available are unrivaled in the industry.



Color selection should be chosen from actual samples.

Corvara



Arcana™

Exclusive to **UNILOCK**



MODENA



CORVARA



VIVANTO




AVORIO



FERRANO **NEW**

INDIVIDUAL UNITS PEDESTRIAN ONLY

Enhanced Surface




24 x 24
23⁷/₈ x 23⁷/₈ x 2"
606 x 606 x 50mm



18 x 24
17⁷/₈ x 23⁷/₈ x 2"
453 x 606 x 50mm



12 x 24
11⁷/₈ x 23⁷/₈ x 2"
301 x 606 x 50mm



TOP

Granite Fusion

BOTTOM

Umbriano finish (Winter Marvel and French Grey) Blended on Site

Color selection should be chosen from actual samples.

Artline™



Factory sealed for integral stain resistance



UMBRIANO™ FINISH 80MM - EASYCLEAN



WINTER MARVEL



FRENCH GREY



MIDNIGHT SKY

SMOOTH FINISH 70MM




FOSSIL




GRANITE FUSION

7 UNIT RANDOM BUNDLE DRIVE FRIENDLY



$7\frac{1}{2} \times 17\frac{3}{4} \times 2\frac{3}{4} (3\frac{1}{8})"$ $7\frac{1}{2} \times 13\frac{3}{8} \times 2\frac{3}{4} (3\frac{1}{8})"$ $7\frac{1}{2} \times 8\frac{7}{8} \times 2\frac{3}{4} (3\frac{1}{8})"$
 187 x 450 x 70 (80)mm 187 x 338 x 70 (80)mm 187 x 225 x 70 (80)mm



$4\frac{7}{8} \times 12 \times 2\frac{3}{4} (3\frac{1}{8})"$ $4\frac{7}{8} \times 10\frac{1}{4} \times 2\frac{3}{4} (3\frac{1}{8})"$ $4\frac{7}{8} \times 8\frac{3}{4} \times 2\frac{3}{4} (3\frac{1}{8})"$ $4\frac{7}{8} \times 7\frac{5}{8} \times 2\frac{3}{4} (3\frac{1}{8})"$
 125 x 305 x 70 (80)mm 125 x 260 x 70 (80)mm 125 x 219 x 70 (80)mm 125 x 193 x 70 (80)mm



Color selection should be chosen from actual samples.

Pavers: Fossil with Holland Premier™ (Dark Charcoal) accents
Grill Island: U-Cara® Pitched (Fossil) and Smooth (Dark Charcoal) accent **Coping:** Double Fullnose™ (Charcoal)

Beacon Hill™ Flagstone



GRANITE FUSION



FOSSIL



RIVER BLEND



BAVARIAN



BIRCH




SIERRA



WALNUT

3 UNIT RANDOM BUNDLE PEDESTRIAN ONLY



Large Rectangle
 15 x 22½ x 2⅜"
 380 x 570 x 60mm

Small Rectangle
 7½ x 15 x 2⅜"
 190 x 380 x 60mm

Square
 15 x 15 x 2⅜"
 380 x 380 x 60mm

SPECIAL ORDER
80 MM RANDOM BUNDLE
 DRIVE FRIENDLY




Color selection should be chosen from actual samples.

Pavers: Granite Fusion with Copthorne® (Basalt and Steel Blue) accents
Fire Feature and Grill Island: Rivercrest™ Wall (Coastal Slate) with Natural Stone (Stone Cliff Grey) coping

Beacon Hill™ Smooth



GRANITE FUSION 60 & 80mm



FOSSIL 60 & 80mm




RIVER BLEND 60mm



BAVARIAN 60mm

3 UNIT RANDOM BUNDLE 60MM & 80MM

60mm not suitable for vehicular applications.
80mm can handle vehicular loads.

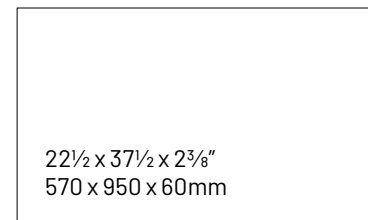


Large Rectangle
15 x 22½ x 2⅜ (3⅛)"
380 x 570 x 60 (80) mm

Small Rectangle
7½ x 15 x 2⅜ (3⅛)"
190 x 380 x 60 (80) mm

Square
15 x 15 x 2⅜ (3⅛)"
380 x 380 x 60 (80) mm

SLAB PEDESTRIAN ONLY



Not available in River Blend

SMALL RECTANGLE SOLD SEPARATELY



7½ x 15 x 2⅜"
190 x 380 x 60mm

Dark Charcoal



Color selection should be chosen from actual samples.


Fossil




Beacon Hill™ Smooth



GRANITE FUSION 60 & 80mm



FOSSIL 60 & 80mm




PLATINUM 60mm **NEW**



BISCOTTI 60mm **NEW**

3 UNIT RANDOM BUNDLE 60MM & 80MM

60mm not suitable for vehicular applications.
80mm can handle vehicular loads.

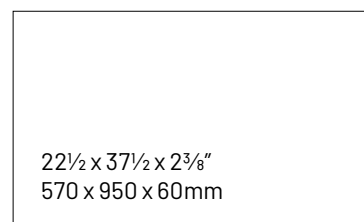


Large Rectangle
15 x 22½ x 2⅜ (3⅞)"
380 x 570 x 60 (80) mm

Small Rectangle
7½ x 15 x 2⅜ (3⅞)"
190 x 380 x 60 (80) mm

Square
15 x 15 x 2⅜ (3⅞)"
380 x 380 x 60 (80) mm

SLAB PEDESTRIAN ONLY



22½ x 37½ x 2⅜"
570 x 950 x 60 mm



Color selection should be chosen from actual samples.

Steel Mountain with Copthorne® (Basalt) accent




Bristol Valley®

Exclusive to **JNIOCK**




STEEL MOUNTAIN



FOSSIL




BAVARIAN



BISCOTTI **NEW**

3 UNIT RANDOM BUNDLE PEDESTRIAN ONLY

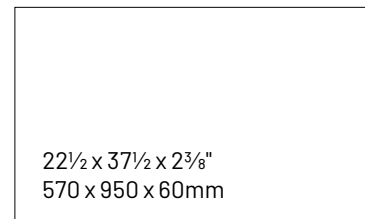


Large Rectangle
 15 x 22½ x 2⅜"
 380 x 570 x 60mm


Small Rectangle
 7½ x 15 x 2⅜"
 190 x 380 x 60mm

Square
 15 x 15 x 2⅜"
 380 x 380 x 60mm

SLAB
 PEDESTRIAN ONLY



22½ x 37½ x 2⅜"
 570 x 950 x 60mm



Color selection should be chosen from actual samples.

Sandstone with Copthorne® (3 Color Blend) accents and Rivercrest™ Wall (Buff)


Brussels Block®



LIMESTONE



SANDSTONE



SIERRA



RIVER

INDIVIDUAL UNITS DRIVE FRIENDLY

Antiqued Finish



XL Stone
 $8\frac{1}{4} \times 13\frac{3}{4} \times 2\frac{3}{4}$ "
 208 x 348 x 70mm



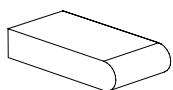
Standard Stone
 $6\frac{7}{8} \times 8\frac{1}{4} \times 2\frac{3}{4}$ "
 173 x 208 x 70mm



Half Stone
 $4 \times 6\frac{7}{8} \times 2\frac{3}{4}$ "
 104 x 173 x 70mm

FULLNOSE COPING

Antiqued Finish




6x12
 $5\frac{7}{8} \times 11\frac{7}{8} \times 2\frac{3}{8}$ "
 150 x 300 x 60mm



Granite Fusion

Boulevard™

ENDURACOLOR™




GRANITE FUSION



RIVER

3 UNIT RANDOM BUNDLE DRIVE FRIENDLY



Large Rectangle
 12 x 24 x 2¾"
 305 x 610 x 70mm

Medium Rectangle
 12 x 18 x 2¾"
 305 x 457 x 70mm

Square
 12 x 12 x 2¾"
 305 x 305 x 70mm

Color selection should be chosen from actual samples.



Sierra

Camelot™



GRANITE



SIERRA



RIVER

INDIVIDUAL UNITS DRIVE FRIENDLY



Rectangle
 $6\frac{3}{8} \times 9\frac{1}{2} \times 2\frac{3}{8}$ "
 160 x 240 x 60mm



Square
 $6\frac{3}{8} \times 6\frac{3}{8} \times 2\frac{3}{8}$ "
 160 x 160 x 60mm

Color selection should be chosen from actual samples.




Color selection should be chosen from actual samples.

3 Color Blend



Copthorne®


Exclusive to **UNILOCK**



BURGUNDY RED




BURNT CLAY




OLD OAK




3 COLOR BLEND
Blended on Site




ARCTIC GREY



STEEL BLUE




BASALT



3 COLOR GREY BLEND
Blended on Site

INDIVIDUAL UNIT DRIVE FRIENDLY

 $2\frac{5}{8} \times 7\frac{7}{8} \times 2\frac{3}{8}$ "
65 x 200 x 60mm



Color selection should be chosen from actual samples.

Basalt



Courtstone®

Exclusive to **UNILOCK**




BASALT




BELGIAN BLUE



BASALT / BELGIAN BLUE Blended on Site



DAWN MIST




PEBBLE TAUPE



DAWN MIST / PEBBLE TAUPE
Blended on Site

5 UNIT RANDOM BUNDLE DRIVE FRIENDLY



XL Rectangle
5 1/8 x 8 3/8 x 2 3/8"
130 x 215 x 60mm

Large Rectangle
5 1/8 x 7 1/4 x 2 3/8"
130 x 185 x 60mm

Small Rectangle
5 1/8 x 5 3/4 x 2 3/8"
130 x 145 x 60mm

Rectangle
5 1/8 x 6 1/2 x 2 3/8"
130 x 165 x 60mm

Square
5 1/8 x 5 1/8 x 2 3/8"
130 x 130 x 60mm



Eco-Optiloc™



NATURAL

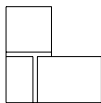


RIVER



CHARCOAL

INDIVIDUAL UNIT
PERMEABLE DRIVE FRIENDLY



10 x 10
9⁷/₈ x 9⁷/₈ x 3¹/₈"
250 x 250 x 80mm

Eco-Priora™



RIVER

INDIVIDUAL UNITS
PERMEABLE DRIVE FRIENDLY

5 x 10
4³/₄ x 9¹/₂ x 3¹/₈"
120 x 240 x 80mm




10 x 10
9¹/₂ x 9¹/₂ x 3¹/₈"
240 x 240 x 80mm
Special Order





Arctic Grey and Nordic Star (Blended on Site)



Light Steel Grey Blend

Eco-Promenade®

ENDURACOLOR™

SERIES™ FINISH

Exposed Granite



ARCTIC GREY



NORDIC STAR

ECOTERRA TECHNOLOGY

Enhanced Surface



LIGHT OPAL BLEND




LIGHT STEEL GREY BLEND




Reduced carbon emissions and refined surface protection



INDIVIDUAL UNIT PERMEABLE DRIVE FRIENDLY



4 x 12
 $3\frac{7}{8} \times 11\frac{7}{8} \times 3\frac{1}{8}$ "
 100 x 300 x 80mm



TOP

Summer Wheat

BOTTOM

Granite Fusion and Dark Charcoal
(Blended on Site)

Color selection should be chosen from actual samples.



Hex™

SMOOTH FINISH




GRANITE FUSION



DARK CHARCOAL


UMBRIANO® FINISH - EASYCLEAN



SUMMER WHEAT



WINTER MARVEL

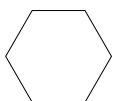


GRENADA WHITE



FRENCH GREY

INDIVIDUAL UNIT DRIVE FRIENDLY



8 x 8
7⁷/₈ x 7⁷/₈ x 2³/₄"
200 x 200 x 70mm



Sierra

Hollandstone™



CHARCOAL



SIERRA



RIVER



RUSTIC RED

INDIVIDUAL UNITS DRIVE FRIENDLY



4 x 8
 $3\frac{3}{8} \times 7\frac{7}{8} \times 2\frac{3}{8}$ "
 100 x 200 x 60mm

4 x 8
 $3\frac{3}{8} \times 7\frac{7}{8} \times 3\frac{1}{8}$ "
 100 x 200 x 80mm Special Order

Color selection should be chosen from actual samples.



Fossil with Dark Charcoal accent

Holland Premier™

ENDURACOLOR™



FOSSIL



MOCHA



GRANITE FUSION



DARK CHARCOAL

INDIVIDUAL UNITS DRIVE FRIENDLY



4 x 8
 $3\frac{7}{8} \times 7\frac{7}{8} \times 2\frac{3}{8}$ "
 100 x 200 x 60mm

4 x 8
 $3\frac{7}{8} \times 7\frac{7}{8} \times 3\frac{1}{8}$ "
 100 x 200 x 80mm Special Order

Color selection should be chosen from actual samples.

Fossil with Charcoal accent



Dark Charcoal accent with Brussels Dimensional Stone LedgeStone™ coping

Il Campo®

ENDURACOLOR™




Brushed
Finish

DARK CHARCOAL

INDIVIDUAL UNIT DRIVE FRIENDLY

Exclusive to **JNIBLOCK**


4 x 8
 3⁷/₈ x 7⁷/₈ x 2³/₈"
 100 x 200 x 60mm


Color selection should be chosen from actual samples.



Sable Blend with Cocoa Brown accent

Mattoni™

ENDURACOLOR™



GRANITE FUSION



DARK CHARCOAL




SABLE BLEND



COCOA BROWN

INDIVIDUAL UNIT DRIVE FRIENDLY

Exclusive to **JNIBLOCK**



2³/₈ x 9¹/₂ x 2³/₈"
60 x 240 x 60mm

Color selection should be chosen from actual samples.



Cascade

Color selection should be chosen from actual samples.

Natural Stone




Selected based on its low water absorption, free-thaw durability and flexural strength, Natural Stone from Unilock is precisely cut, calibrated and finished with enhanced surface treatments. With a wide selection of pedestrian slabs (page 92), coping and steps (page 142), these products are beautiful alone, or in combination with other Unilock products.

BLASTED SURFACE




CASCADE SANDSTONE

FLAMED SURFACE




GREYFIELD SANDSTONE

NATURAL SURFACE



STONE CLIFF GREY SANDSTONE



BLACK RIVER LIMESTONE



HEARTHSTONE LIMESTONE



TOP Stone Cliff Grey

LEFT Hearthstone


RIGHT Black River

Color selection should be chosen from actual samples.


NATURAL STONE SLABS

Suitable for pool decks, wood decks, patios, entrances and concrete overlays.

See page 142 for coping, pillar caps and steps.



INDIVIDUAL SLABS PEDESTRIAN ONLY Sawn Edge



24 x 24
23¹/₄ x 23¹/₄ x 7⁷/₈"
590 x 590 x 22mm



12 x 24
11¹/₂ x 23¹/₄ x 7⁷/₈"
290 x 590 x 22mm




24 x 36
23¹/₄ x 35 x 7⁷/₈"
590 x 890 x 22mm



18 x 24
17³/₈ x 23¹/₄ x 7⁷/₈"
440 x 590 x 22mm


4 UNIT RANDOM BUNDLE PEDESTRIAN ONLY Sawn Edge

Available in Stone Cliff Grey and Hearthstone



24 x 36
23¹/₄ x 35 x 1¹/₂"
590 x 890 x 38mm

18 x 24
17³/₈ x 23¹/₄ x 1¹/₂"
440 x 590 x 38mm



24 x 24
23¹/₄ x 23¹/₄ x 1¹/₂"
590 x 590 x 38mm

12 x 24
11¹/₂ x 23¹/₄ x 1¹/₂"
290 x 590 x 38mm



Opal Blend and Granite Fusion (Blended on Site) with Dark Charcoal accents

Nordic Cobble™

ENDURACOLOR™



OPAL BLEND



GRANITE FUSION



DARK CHARCOAL

INDIVIDUAL UNIT PERMEABLE DRIVE FRIENDLY

Exclusive to **JNIBLOCK**



Trapezoid
 $3\frac{5}{8} \times 3\frac{3}{4} \times 2\frac{3}{8}$ "
 90 x 94 x 60mm

Color selection should be chosen from actual samples.



Chamois with Silver Grey

24 x 24 Premier

ENDURACOLOR™



STERLING




SILVER GREY



CHAMOIS




SANDY BEIGE



SLAB
PEDESTRIAN ONLY

24 x 24
24 x 24 x 2"
604.8 x 604.8 x 50mm

Color selection should be chosen from actual samples.



Color selection should be chosen from actual samples.

French Grey (Umbriano Finish)

Promenade™

UMBRIANO® FINISH - EASYCLEAN



Factory sealed for integral stain resistance



WINTER MARVEL



FRENCH GREY



MIDNIGHT SKY

SMOOTH FINISH



OPAL BLEND



MEDIUM GREY




DARK CHARCOAL

INDIVIDUAL UNIT DRIVE FRIENDLY



4 x 12
3 7/8 x 11 7/8 x 3 1/8"
100 x 300 x 80mm



Color selection should be chosen from actual samples.

Dawn Mist



Richcliff®


Exclusive to **UNILOCK**



SMOKE SHALE



DAWN MIST

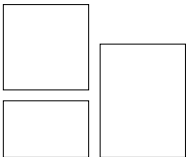


PEBBLE TAUPE



PEBBLE TAUPE / DAWN MIST
Blended on Site

3 UNIT RANDOM BUNDLE DRIVE FRIENDLY



Rectangle	Square	Small Rectangle
8 ⁷ / ₈ x 11 ⁷ / ₈ x 2 ³ / ₈ "	8 ⁷ / ₈ x 8 ⁷ / ₈ x 2 ³ / ₈ "	5 ⁷ / ₈ x 8 ⁷ / ₈ x 2 ³ / ₈ "
226 x 300 x 60mm	226 x 226 x 60mm	150 x 226 x 60mm

LARGE RECTANGLE PEDESTRIAN ONLY



11⁷/₈ x 20⁷/₈ x 2³/₈"
302 x 528 x 60mm



Onyx Black with Beacon Hill™ Smooth (Granite Fusion) Slab

Series™

ENDURACOLOR™

DRIVE FRIENDLY



PERMEABLE DRIVE FRIENDLY



ONYX BLACK

4 x 8

$3\frac{7}{8} \times 7\frac{7}{8} \times 2\frac{3}{8}$ "
100 x 200 x 60mm



Exposed Granite



ARCTIC GREY

4 x 12

$3\frac{7}{8} \times 11\frac{7}{8} \times 3\frac{1}{8}$ "
100 x 300 x 80mm



Exposed Granite



NORDIC STAR

See page 96 for other finishes.

Color selection should be chosen from actual samples.



Toscana Beige

Soreno™

ENDURACOLOR™



TOSCANA BEIGE



LIGHT GRANITE



DARK CHARCOAL (*Blasted Surface*)

INDIVIDUAL UNIT PEDESTRIAN ONLY

Exclusive to **JNIBLOCK**



Enhanced Surface

16 x 32 x 2"
407 x 815 x 50mm

Color selection should be chosen from actual samples.





Town Hall®

Exclusive to **UNILOCK**



BURGUNDY RED



BURNT CLAY



OLD OAK




3 COLOR BLEND Blended on Site



BASALT

INDIVIDUAL UNIT PERMEABLE DRIVE FRIENDLY

 $3\frac{3}{8} \times 9\frac{7}{8} \times 2\frac{3}{4}$ "
100 x 250 x 70mm



Sierra



Granite Fusion

Thornbury™




FOSSIL



SIERRA

3 UNIT RANDOM BUNDLE

PERMEABLE DRIVE FRIENDLY



Large Rectangle
 $13\frac{7}{8} \times 16\frac{5}{8} \times 2\frac{3}{4}$ "
 350 x 420 x 70mm

Medium Rectangle
 $13\frac{7}{8} \times 8\frac{3}{8} \times 2\frac{3}{4}$ "
 350 x 210 x 70mm

Small Rectangle
 $6\frac{7}{8} \times 8\frac{3}{8} \times 2\frac{3}{4}$ "
 173 x 210 x 70mm

ENDURACOLOR™

Color selection should be chosen from actual samples.

Treo® Flagstone



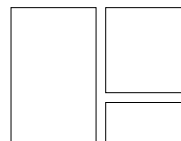
GRANITE FUSION



SIERRA

3 UNIT RANDOM BUNDLE

DRIVE FRIENDLY



Large Rectangle
 $8\frac{7}{8} \times 13\frac{1}{4} \times 2\frac{3}{8}$ "
 225 x 338 x 60mm

Square
 $8\frac{7}{8} \times 8\frac{7}{8} \times 2\frac{3}{8}$ "
 225 x 225 x 60mm

Small Rectangle
 $4\frac{1}{2} \times 8\frac{7}{8} \times 2\frac{3}{8}$ "
 112 x 225 x 60mm

ENDURACOLOR™



Cobalt Grey with Peppered Granite accent

Tribeca Cobble™

ENDURACOLOR™



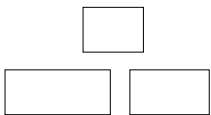
COBALT GREY



PEPPERED GRANITE

Exposed Granite

3 UNIT RANDOM BUNDLE PERMEABLE DRIVE FRIENDLY




Large Rectangle
5 x 12 x 2 3/4"
130 x 305 x 70mm

Medium Rectangle
5 x 9 x 2 3/4"
130 x 230 x 70mm

Small Rectangle
5 x 7 x 2 3/4"
130 x 175 x 70mm

Color selection should be chosen from actual samples.



Color selection should be chosen from actual samples.

Pavers: Granite Fusion with Copthorne® accent
Vertical Features: U-Cara® Smooth with Ledgestone™ coping


Treo® Smooth



GRANITE FUSION



FOSSIL




BAVARIAN

NEW EASYCLEAN TECHNOLOGY



GRANITE FUSION **NEW**



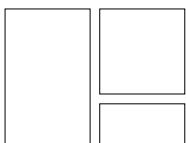
FOSSIL **NEW**



EasyClean™
Factory sealed for
integral stain resistance



3 UNIT RANDOM BUNDLE PERMEABLE DRIVE FRIENDLY



Large Rectangle
8⁷/₈ x 13¹/₄ x 2³/₈"
225 x 338 x 60mm

Square
8⁷/₈ x 8⁷/₈ x 2³/₈"
225 x 225 x 60mm

Small Rectangle
4¹/₂ x 8⁷/₈ x 2³/₈"
112 x 225 x 60mm




Color selection should be chosen from actual samples.

Grenada White




Umbriano®


Exclusive to **UNILOCK**




SUMMER WHEAT



WINTER MARVEL



GRENADA WHITE



FRENCH GREY


MIDNIGHT SKY



Small rectangle only

3 UNIT RANDOM BUNDLE 60MM & 80MM

60mm not suitable for vehicular applications.
80mm can handle vehicular loads.



Large Rectangle
14 x 21 x 2³/₈" (3¹/₈)"
360 x 540 x 60 (80)mm

Small Rectangle
7 x 14 x 2³/₈" (3¹/₈)"
180 x 360 x 60 (80)mm

Square
14 x 14 x 2³/₈" (3¹/₈)"
360 x 360 x 60 (80)mm

SMALL RECTANGLE

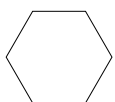
SOLD SEPARATELY

Midnight Sky only



7 x 14 x 2³/₈"
180 x 360 x 60mm

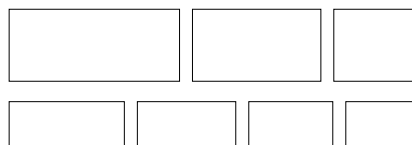
HEX DRIVE FRIENDLY



8 x 8
7⁷/₈ x 7⁷/₈ x 2³/₄"
200 x 200 x 70mm

See page 84 for other finishes.

ARTLINE BUNDLE DRIVE FRIENDLY



Available in Winter Marvel,
French Grey and Midnight Sky

7 Unit Random Bundle

See page 64 for other finishes.




Color selection should be chosen from actual samples.

Summer Wheat



Umbriano® Slabs


Exclusive to **JNIOCK**




SUMMER WHEAT



WINTER MARVEL



GRENADA WHITE




FRENCH GREY



MIDNIGHT SKY

70MM PEDESTRIAN ONLY



24 x 24
23 5/8 x 23 5/8 x 2 3/4"
600 x 600 x 70mm

8 x 24
7 7/8 x 23 5/8 x 2 3/4"
200 x 600 x 70mm



12 x 24
11 7/8 x 23 5/8 x 2 3/4"
300 x 600 x 70mm



8 x 16
7 7/8 x 15 3/4 x 2 3/4"
200 x 400 x 70mm


60MM PEDESTRIAN ONLY

18 x 36
17 3/4 x 35 1/2 x 2 3/8"
450 x 900 x 60mm



100MM DRIVE FRIENDLY

SPECIAL ORDER



36 x 36
35 1/2 x 35 1/2 x 3 7/8"
900 x 900 x 100mm



18 x 36
17 3/4 x 35 1/2 x 3 7/8"
450 x 900 x 100mm



Indiana Buff

Urban™

ENDURACOLOR™

EasyClean™



INDIANA BUFF



STERLING



LINEN BUFF 18 x 36 (60mm) only



LINEN GREY 18 x 36 (60mm) only

SLABS PEDESTRIAN ONLY



18 x 36
 $17\frac{3}{4} \times 35\frac{1}{2} \times 2\frac{3}{8}$ "
 450 x 900 x 60mm

18 x 36
 $17\frac{3}{4} \times 35\frac{1}{2} \times 4$ "
 450 x 900 x 100mm



18 x 24
 $17\frac{3}{4} \times 23\frac{5}{8} \times 2\frac{3}{8}$ "
 450 x 600 x 60mm

Color selection should be chosen from actual samples.



Granite

Westport™




GRANITE



SIERRA

3 UNIT RANDOM BUNDLE DRIVE FRIENDLY



Large Rectangle
 10 x 15 x 2¾"
 254 x 380 x 70mm

Square
 10 x 10 x 2¾"
 254 x 254 x 70mm

Rectangle
 5 x 10 x 2¾"
 127 x 254 x 70mm

Color selection should be chosen from actual samples.



Pavers: Arcana™ (Modena) with Mattoni™ (Dark Charcoal) accent
Wall: U-Cara™ (Dark Charcoal) with Endura™ Coping (Platinum)



Retaining Walls & Vertical Features

Walls that are big or small, grill islands, fire pits, water features and more; with Unilock the possibilities are endless.



Limestone

Brussels Dimensional Stone®



RIVER



SANDSTONE



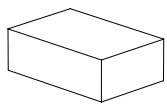
SIERRA



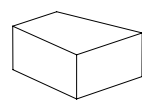
LIMESTONE



CHARCOAL



STANDARD
 $11\frac{7}{8} \times 7\frac{7}{8} \times 3\frac{7}{8}$ "
 300 x 200 x 100mm



SMALL TAPERED
 $9 \times 7\frac{7}{8} \times 3\frac{7}{8}$ "
 229 x 200 x 100mm

SUNSET FIRE PIT KIT



Available in round and square.

Color selection should be chosen from actual samples.



River

Estate Wall™



GRANITE

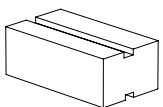


RIVER

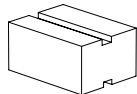


SIERRA

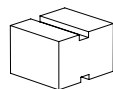
3 UNIT 6" BUNDLE



6" Large Unit
14⁷/₈ x 9 x 5⁷/₈"
375 x 228 x 150mm

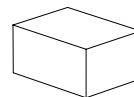


6" Medium Unit
11⁷/₈ x 9 x 5⁷/₈"
300 x 230 x 150mm



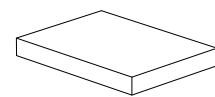
6" Small Unit
9 x 9 x 5⁷/₈"
230 x 230 x 150mm

6" PILLAR/ CORNER



12⁵/₈ x 9 x 5⁷/₈"
320 x 230 x 150mm

UNIVERSAL BASE UNIT



19 x 14 x 2¹/₄"
482 x 355 x 55mm

Color selection should be chosen from actual samples.



TOP Fieldstone with Mattoni™ (Cocoa Brown) accent.

LEFT Graphite with Granite accent and Natural Stone (Black River) coping


RIGHT Sierra with Ledgestone™ (Buff) coping and Artline™ (Granite Fusion) pavers with Town Hall® (Basalt) accent

Color selection should be chosen from actual samples.

Lineo™ Dimensional Stone



FIELDSTONE

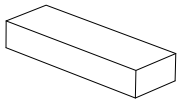


GRANITE

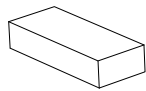


GRAPHITE

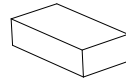
4 UNIT RANDOM BUNDLE



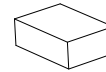
$23\frac{5}{8} \times 7\frac{7}{8} \times 3\frac{7}{8}$ "
600 x 200 x 100mm



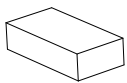
$19\frac{3}{4} \times 7\frac{7}{8} \times 3\frac{7}{8}$ "
500 x 200 x 100mm



$15\frac{3}{4} \times 7\frac{7}{8} \times 3\frac{7}{8}$ "
400 x 200 x 100mm



$11\frac{7}{8} \times 7\frac{7}{8} \times 3\frac{7}{8}$ "
300 x 200 x 100mm

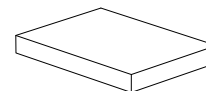


PILLAR / CORNER
 $11\frac{7}{8} \times 7\frac{7}{8} \times 3\frac{7}{8}$ "
300 x 200 x 100mm

LINEO FIRE PIT KIT



Fire pit insert is sold separately and fits securely into the fire pit.



UNIVERSAL BASE UNIT
19 x 14 x 2 1/4"
482 x 355 x 55mm



TOP Granite with Ledgestone™ coping with Bristol Valley®, Copthorne® and Brussels Block accents

LEFT Sierra with Bristol Valley® and Copthorne® pavers

RIGHT Sierra with Copthorne accent

Color selection should be chosen from actual samples.

Olde Quarry™



SANDSTONE



GRANITE

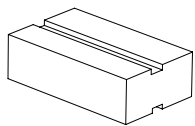


SIERRA

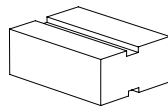


RIVER

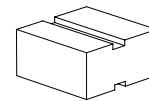
3 UNIT RANDOM BUNDLE



15" UNIT
 15 (12) x 9 x 4½"
 380 x 230 x 114mm

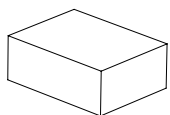


12" UNIT
 12 (9) x 9 x 4½"
 305 x 230 x 114mm

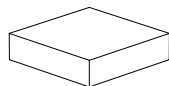


9" UNIT
 9 (6) x 9 x 4½"
 230 x 230 x 114mm

INDIVIDUAL UNITS

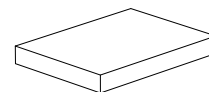


STANDARD
 12 x 9 x 4½"
 300 x 230 x 150mm



COPING
 12 x 12 x 3"
 305 x 305 x 76mm

BASE UNIT



UNIVERSAL
 19 x 14 x 2¼"
 482 x 355 x 55mm



River with Beacon Hill™ Flagstone pavers

Pisa™



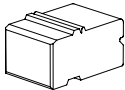
GRANITE



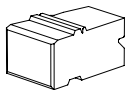
RIVER



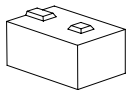
SIERRA



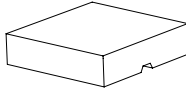
STANDARD
 $7\frac{7}{8} \times 11\frac{7}{8} \times 5\frac{7}{8}$ "
 200 x 300 x 150mm



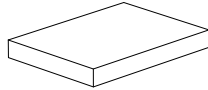
TAPERED
 $7\frac{7}{8} \times 11\frac{7}{8} \times 5\frac{7}{8}$ "
 200 x 300 x 150mm



CORNER
 $11\frac{7}{8} \times 5\frac{7}{8} \times 7\frac{7}{8}$ "
 300 x 150 x 200mm



COPING
 $11\frac{7}{8} \times 11\frac{7}{8} \times 3$ "
 300 x 300 x 75mm



UNIVERSAL BASE UNIT
 $19 \times 14 \times 2\frac{1}{4}$ "
 482 x 355 x 55mm

Color selection should be chosen from actual samples.



Granite

Pisa™ XL



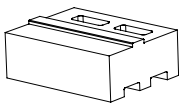
GRANITE



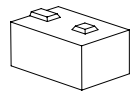
RIVER



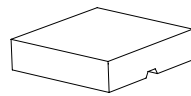
SIERRA



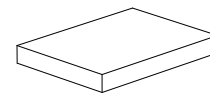
XL UNIT
 $15\frac{3}{4} \times 11\frac{7}{8} \times 5\frac{7}{8}$ "
 400 x 300 x 150 mm



CORNER
 $11\frac{7}{8} \times 5\frac{7}{8} \times 7\frac{7}{8}$ "
 300 x 150 x 200mm



COPING
 $11\frac{7}{8} \times 11\frac{7}{8} \times 3$ "
 300 x 300 x 75mm



UNIVERSAL BASE UNIT
 $19 \times 14 \times 2\frac{1}{4}$ "
 482 x 355 x 55mm

Color selection should be chosen from actual samples.



Granite with Beacon Hill™ Smooth Slabs (Granite Fusion)

Pisa™ XL Smooth



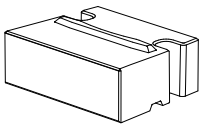
GRANITE



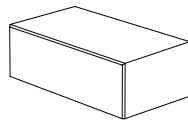
CHARCOAL



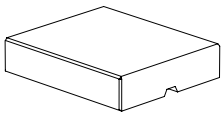
FIELDSTONE



XL TAPERED
 $15\frac{3}{4} \times 11\frac{7}{8} \times 5\frac{7}{8}$ "
 $400 \times 300 \times 150$ mm



CORNER
 $15\frac{3}{4} \times 7\frac{7}{8} \times 5\frac{7}{8}$ "
 $400 \times 200 \times 150$ mm



COPING
 $15\frac{3}{4} \times 12\frac{3}{4} \times 3$ "
 $400 \times 325 \times 75$ mm

Color selection should be chosen from actual samples.



Sandstone with Charcoal accent

Quarry™ Smooth



NATURAL GREY

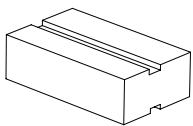


CHARCOAL

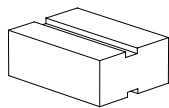


SANDSTONE

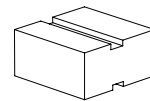
3 UNIT RANDOM BUNDLE



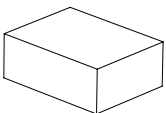
15" UNIT
15 (12) x 9 x 4½"
380 x 230 x 114mm



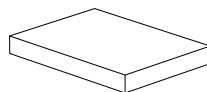
12" UNIT
12 (9) x 9 x 4½"
305 x 230 x 114mm



9" UNIT
9 (6) x 9 x 4½"
230 x 230 x 114mm



STANDARD/CORNER
12 x 9 x 4½"
307 x 230 x 114mm



UNIVERSAL BASE UNIT
19 x 14 x 2¼"
482 x 355 x 55mm

Color selection should be chosen from actual samples.



TOP Coastal Slate with Copthorne® (Basalt) accents and Umbriano® (Winter Marvel) pavers

LEFT Coastal Slate with LedgeStone™ (Grey) and Natural Stone (Black River) coping

RIGHT Buff with LedgeStone™ (Buff) coping and Copthorne (Basalt) pavers

Color selection should be chosen from actual samples.

Rivercrest® Wall



Exclusive to **JNIBLOCK**



COASTAL SLATE



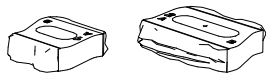
BUFF



2013

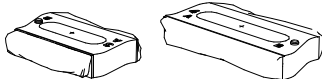
Rivercrest received the "reddot" award for high design quality and innovation.

4 UNIT RANDOM BUNDLE



Standard Unit 1
8 x 9-10 x 2¼"
200 x 230-250 x 57mm

Standard Unit 2
12 x 9-10 x 2¼"
300 x 230-250 x 57mm



Standard Unit 3
12 x 9-10 x 2¼"
300 x 230-250 x 57mm

Standard Unit 4
17 x 9-10 x 2¼"
425 x 230-250 x 57mm

4 UNIT JUMPER BUNDLE



Jumper Unit 1
8 x 9-10 x 4½"
200 x 230-250 x 114mm

Jumper Unit 2/3
12 x 9-10 x 4½"
300 x 230-250 x 114mm



Jumper Unit 4
17 x 9-10 x 4½"
425 x 230-250 x 114mm

PILLAR UNIT



20 x 20 x 4½"
500 x 500 x 114mm
Center opening 9 x 9"



Completed Unit Shown
Pillar Cap Sold Separately

2 UNIT CORNER BUNDLE

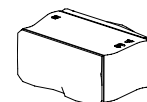


Long Corner Unit
17½ x 9-10 x 2¼"
450 x 230-250 x 57mm



Short Corner Unit
14½ x 9-10 x 2¼"
375 x 230-250 x 57mm

JUMPER CORNER UNIT

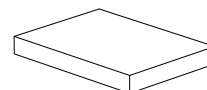


12 x 9-10 x 4½"
450 x 230-250 x 114mm

RIVERCREST FIRE PIT



Fire pit insert is sold separately and fits securely into the fire pit. See page 134 for more details. Fire pit coping page 140.



UNIVERSAL BASE UNIT
19 x 14 x 2¼"
482 x 355 x 55mm



Fieldstone

SienaEdge™



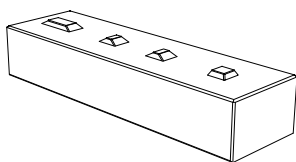
GRANITE



CHARCOAL

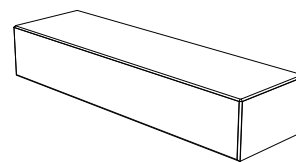


FIELDSTONE



STANDARD / CORNER UNIT

39³/₈ x 11¹/₂ x 7"
1000 x 290 x 180mm



COPING

39³/₈ x 11¹/₂ x 7"
1000 x 290 x 180mm

Color selection should be chosen from actual samples.



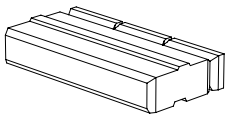
Natural

SienaStone™

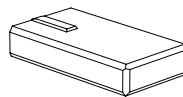


NATURAL

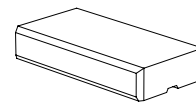
STOCK UNITS



STANDARD 500
20 x 47¼ x 7¼"
500 x 1200 x 185mm

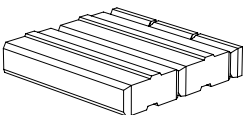


CORNER 90°
(LEFT & RIGHT)
20 x 43⅓ x 7¼"
500 x 1100 x 185mm

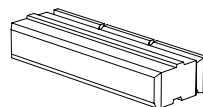


COPING
20 x 47¼ x 7¼"
500 x 1200 x 185mm

SPECIAL ORDER



STANDARD 925
37½ x 47¼ x 7¼"
925 x 1200 x 185mm



STANDARD 333
13 x 47¼ x 7¼"
333 x 1200 x 185mm

Color selection should be chosen from actual samples.

U-Cara® Multi-Face Wall System



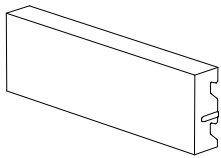
reddot

2019

U-Cara received the "red dot" award for high design quality and innovation.

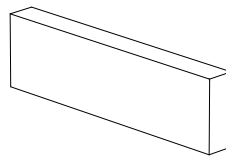
See page 154 for more information

FASCIA PANEL SOLD SEPARATELY

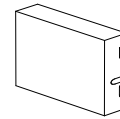


6" Standard Fascia
18³/₈ x 2³/₈ x 5⁷/₈"
466 x 60 x 150mm

2 UNIT CORNER BUNDLE

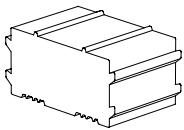


Closed-End Fascia Panel
20⁷/₈ x 2³/₈ x 5⁷/₈"
530 x 60 x 150mm

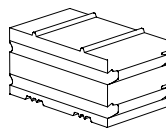


Standard Fascia Half Panel
9¹/₄ x 2³/₈ x 5⁷/₈"
233 x 60 x 150mm

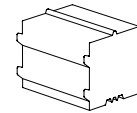
BACKER BLOCKS



**SURETRACK
LARGE BACKER**
11⁵/₈ x 7¹/₂ x 5⁷/₈"
294 x 190 x 150mm



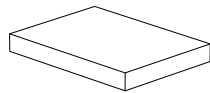
**SURETRACK
CORNER/PILLAR**
11⁵/₈ x 6⁷/₈ x 5⁷/₈"
294 x 175 x 150mm



**SURETRACK
STANDARD**
7¹/₂ x 5⁷/₈ x 5⁷/₈"
190 x 150 x 150mm



**SURETRACK
CORNER INSERT**
L = 2"
50mm




UNIVERSAL BASE UNIT
19 x 14 x 2¹/₄"
482 x 355 x 55mm

U-CARA MODULAR SYSTEM



U-CARA WALL MOUNT SYSTEM



U.S. PATENT: 9,453,341



TOP Winter Marvel with Umbriano(French Grey)pavers and Umbriano coping
LEFT Indiana Buff Smooth with Umbriano® coping and Urban™ pavers
RIGHT Granite Fusion Pitched with Umbriano French Grey and Copthorne® (Basalt) accents with LedgeStone coping and pillar cap

U-Cara® Fascia Panels

Exclusive to **JNIBLOCK**

ENDURACOLOR™

SMOOTH PANELS



GRANITE FUSION



FOSSIL



INDIANA BUFF



BAVARIAN



DARK CHARCOAL

LAVANO PANELS



GRANITE FUSION




FOSSIL



INDIANA BUFF

SUBWAY PANELS



INDIANA BUFF



DARK CHARCOAL

PITCHED PANELS



GRANITE FUSION



FOSSIL

UMBRIANO PANELS



SUMMER WHEAT



GRENADA WHITE



WINTER MARVEL



FRENCH GREY



MIDNIGHT SKY



TOP Granite Fusion Smooth with Dark Charcoal accent and Arcana™ pavers

LEFT Granite Fusion Lavano with Endura™ Coping (Opal Blend)

RIGHT Indiana Buff Subway with Urban™ (Indiana Buff) slabs

Color selection should be chosen from actual samples.

Fire pits and Fire Features

Imagine flames crackling on a cool night, curling up under the stars with friends and family, and sipping a warm cup of hot chocolate. Soak up that sense of bliss from your backyard with a Unilock fire pit!



Speak to your contractor about designing a custom fire feature using Unilock wall products.



Design
Tips



U-Cara®

HEAT DAMAGE PREVENTION

To ensure a long-lasting fire feature, direct exposure to extreme heat from an open flame should be avoided. Always construct fire features with a protective heat barrier such as a metal insert, refractory blocks or approved firebrick to prevent potential heat damage.

NOTE: Large fires and extreme heat are detrimental to concrete.

RIVERCREST® FIRE PIT

Stacked flagstone has been used for centuries for small garden walls and pillars. With Rivercrest Wall, you get the character and flexibility of natural stone combined with the durability and affordability of concrete. **Insert and accessories sold separately.**



COASTAL SLATE



BUFF



See page 140 for LedgeStone™
Fire Pit Coping (Sold Separately).





U-Cara® with Umbriano® Finish and Umbriano coping



Steps, Treads, Coping & Caps

From classic, fullnose shapes to pitched-face edges, our steps, treads and coping offer a wide variety of choices for the finishing touch on your project.

ENDURACOLOR™

Endura™ Coping


Endura coping delivers long-lasting color and a refined finish, with the flexibility to craft custom edge details.



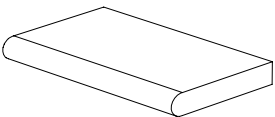
INDIANA BUFF



OPAL BLEND



DARK CHARCOAL 24 x 14" only



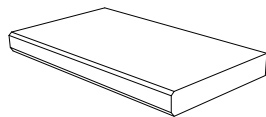
FULLNOSE

24 x 14

24 x 14 x 2³/₈"
600 x 360 x 60mm

35½ x 19

35½ x 19 x 2³/₈"
900 x 485 x 60mm



CHAMFERED

24 x 14


24 x 14 x 2³/₈"
600 x 360 x 60mm

35½ x 19


35½ x 19 x 2³/₈"
900 x 485 x 60mm



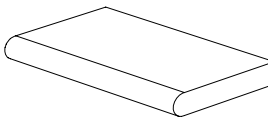
INDIANA BUFF



STERLING



DARK CHARCOAL



FULLNOSE

24 x 14

24 x 14 x 2³/₈"
600 x 360 x 60mm

35½ x 19

35½ x 19 x 2³/₈"
900 x 485 x 60mm



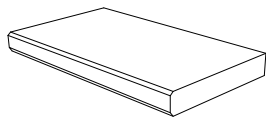
 **EasyClean™**



LINEN BUFF



LINEN GREY



CHAMFERED

24 x 14

24 x 14 x 2³/₈"
600 x 360 x 60mm

35½ x 19

35½ x 19 x 2³/₈"
900 x 485 x 60mm



Umbriano[®]

Coping

 | **ENDURACOLOR[™]**

Exclusive to **UNILOCK**



SUMMER WHEAT



GRENADA WHITE



FRENCH GREY

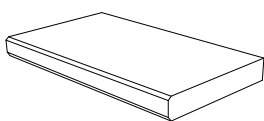


WINTER MARVEL

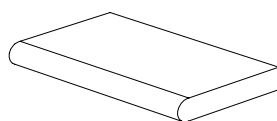


MIDNIGHT SKY

COPING
24 x 14 x 2³/₈"
600 x 360 x 60mm



CHAMFERED



FULLNOSE

Color selection should be chosen from actual samples.



Fullnose[™] & Double Fullnose[™]

Coping

AVAILABLE IN BOTH ANTIQUED AND STANDARD FINISH



SANDSTONE



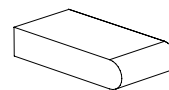
SIERRA



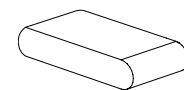
LIMESTONE



CHARCOAL



FULLNOSE
5⁷/₈ x 11⁷/₈ x 2³/₈"
150 x 300 x 60mm



DOUBLE FULLNOSE
5⁷/₈ x 11⁷/₈ x 2³/₄"
150 x 300 x 70mm



Pisa™ Coping

Pisa™ XL Smooth Coping

SienaStone™ Step



GRANITE



GRANITE



GRANITE



RIVER



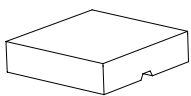
FIELDSTONE



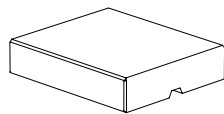
NATURAL



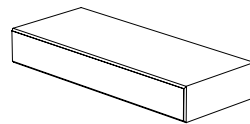
SIERRA



12" COPING
11⁷/₈ x 11⁷/₈ x 3"
300 x 300 x 75mm



COPING
15³/₄ x 12³/₄ x 3"
400 x 325 x 75mm



48" STEP
47¹/₄ x 19³/₄ x 7³/₈"
1200 x 500 x 185mm



Rockface



Fullnose

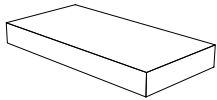
Ledgestone™ Coping, Pillar Cap & Step



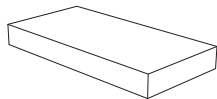
BUFF



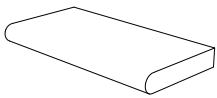
GREY



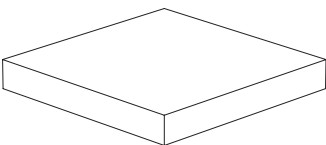
ROCKFACE COPING
24 x 12 x 2³/₄"
610 x 305 x 70mm



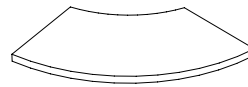
ROCKFACE CLOSED-END COPING
24 x 12 x 2³/₄"
610 x 305 x 70mm



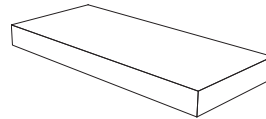
FULLNOSE COPING
24 x 12 x 2³/₈"
610 x 305 x 60mm



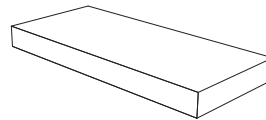
24" PILLAR CAP ROCKFACE
24 x 24 x 3⁷/₈"
610 x 610 x 100mm



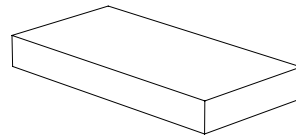
ROCKFACE FIRE PIT COPING
21¹/₂ x 10 x 2⁵/₈"
546 x 254 x 65mm



ROCKFACE LARGE COPING
30 x 13¹/₂ x 2³/₄"
762 x 343 x 70mm



ROCKFACE LARGE CLOSED END-COPING
30 x 13¹/₂ x 2³/₄"
762 x 343 x 70mm



48" ROCKFACE STEP
48 x 24 x 6"
1220 x 610 x 150mm

29" PILLAR CAP ROCKFACE
29¹/₈ x 29¹/₈ x 3⁷/₈"
740 x 740 x 100mm

Color selection should be chosen from actual samples.

Natural Stone Coping, Steps & Pillar Caps



CASCADE



BLACK RIVER



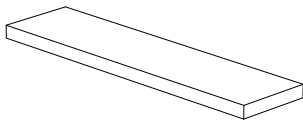
GREYFIELD



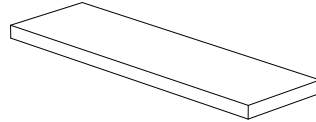
STONE CLIFF GREY

COPING

Fullnose, Rockface and Straight Edge



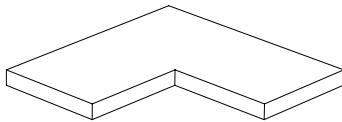
48 x 12
 $47\frac{1}{2} \times 11\frac{7}{8} \times 2"$
 1200 x 300 x 50



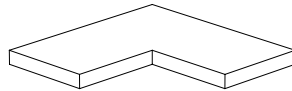
48 x 14
 $47\frac{1}{2} \times 14 \times 2"$
 1200 x 355 x 50

CORNER COPING

Fullnose and Straight Edge



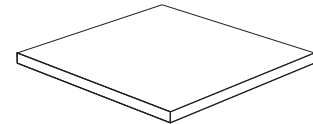
28 x 14
 $28 \times 14 \times 2"$
 710 x 355 x 50



24 x 12
 $23\frac{5}{8} \times 11\frac{7}{8} \times 2"$
 600 x 300 x 50

INSERT COPING

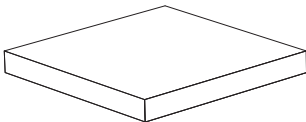
Sawn Edge



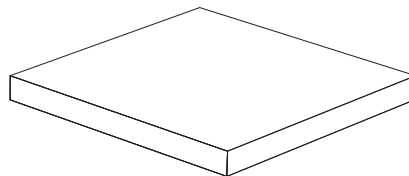
$23\frac{5}{8} \times 23\frac{5}{8} \times 2"$
 600 x 600 x 50mm

PILLAR CAPS

Rockface and Straight Edge



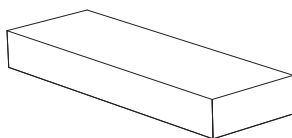
24" PILLAR CAP
 $23\frac{5}{8} \times 23\frac{5}{8} \times 2\frac{5}{8}"$
 600 x 600 x 64mm



28" PILLAR CAP
 $28 \times 28 \times 2\frac{5}{8}"$
 710 x 710 x 64mm

STEP

Rockface and Straight Edge



48 x 16
 $47\frac{1}{4} \times 15\frac{3}{4} \times 5\frac{7}{8}"$
 1200 x 400 x 150

EDGE DETAILS




Fullnose



Rockface



Straight Edge



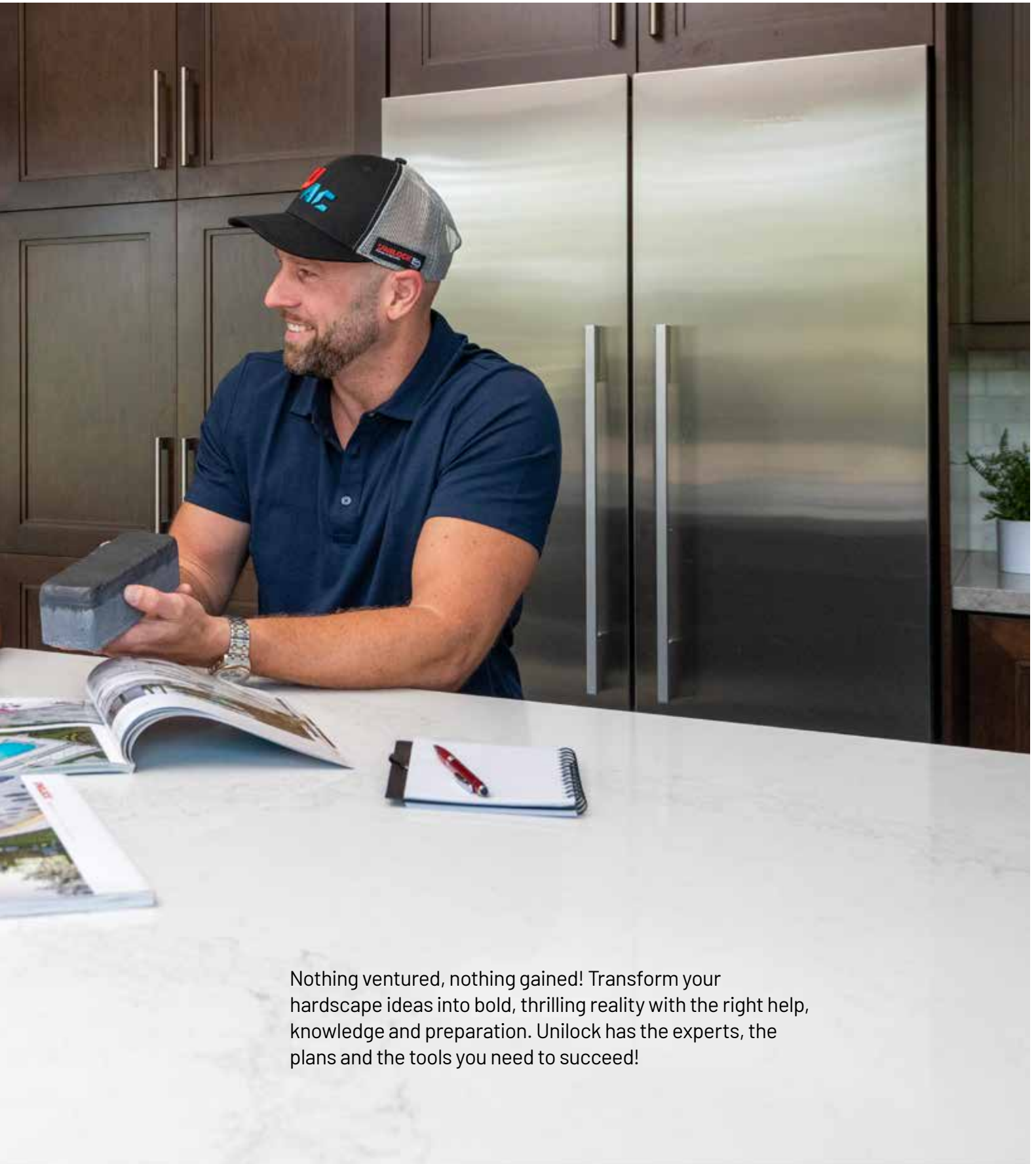
Our natural stone coping pairs beautifully with Unilock pavers and slabs. See below for a list of popular combinations.

		NATURAL STONE COLORS			
		Black River	Cascade	Greyfield	Stone Cliff Grey
COMPLEMENTARY UNILOCK PAVER COLORS	Arctic Grey	•		•	
	Basalt		•	•	•
	Biscotti	•			•
	Burgundy Red	•			•
	Burnt Clay				•
	Corvara	•			
	Dark Charcoal		•	•	•
	Dawn Mist	•	•		
	Fossil		•		•
	French Grey		•	•	
	Granite Fusion	•	•	•	•
	Grenada White	•	•	•	
	Light Granite	•	•		
	Midnight Sky	•			
	Modena			•	•
	Oat Beige	•	•		•
	Opal Blend	•			
	Sable Blend	•			•
	Summer Wheat	•			
Vivanto	•		•		
Winter Marvel	•		•		

See page 90-92 for additional Natural Stone information.

Learn





Nothing ventured, nothing gained! Transform your hardscape ideas into bold, thrilling reality with the right help, knowledge and preparation. Unilock has the experts, the plans and the tools you need to succeed!

Finding the right Contractor

Even the best materials can be spoiled by subpar installation and craftsmanship, which is why choosing the right contractor for the job is the most crucial decision of all for your project. The cheapest quote is rarely the best option, so make sure to ask the right questions.



Download our
Contractor Checklist



Unilock Authorized Contractors are Guaranteed to do the Job Right



We stand behind the workmanship of Unilock Authorized Contractors because they have met our exacting standards for installation methods and business practices.

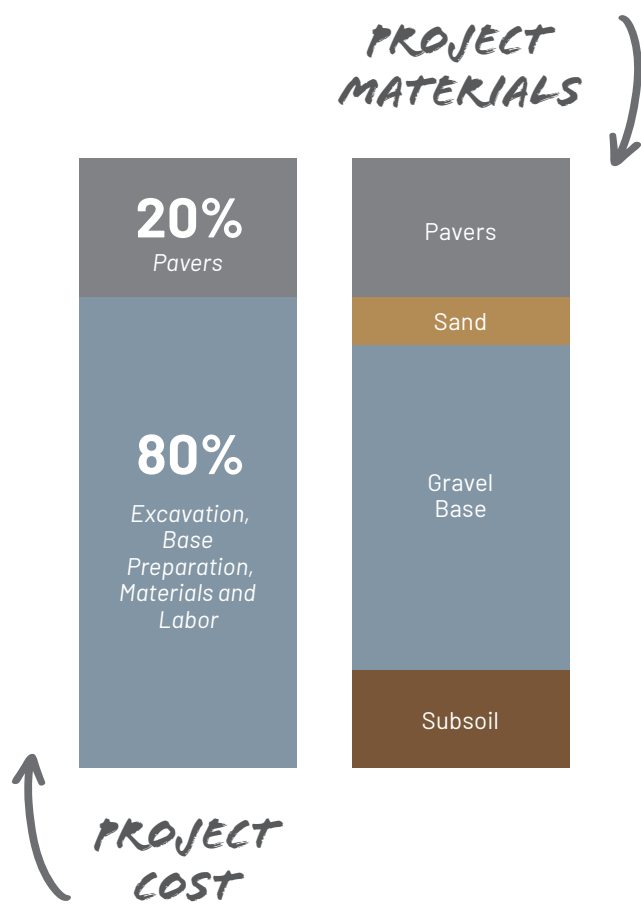


See the UAC
Workmanship Guarantee

Connect with us online, by phone or in person at one of our offices, and we'll be pleased to connect you with one in your area.



Find a local Unilock Authorized
Contractor in your area



Look Beyond the Surface

Your project's long-term performance relies on the quality of work that is done **below the surface**. The depth of excavation, type of base material and methods of installation are critically important.



Learn about project construction

DO-IT-NOW PAYMENT PLAN

BUILD NOW, PAY LATER

The Unilock Do-it-Now Payment plan makes it possible to complete your project now and pay later.

**Only available from participating contractors.*



Scan for more details



Designing your project



Our project planning guide is a great place to start your project design journey. Whether you're planning a driveway, front entrance or backyard escape, this guide will provide you with some basic design principles and helpful advice.



Download the Project Planning Guide



Ready to imagine the possibilities?



Exclusive to **UNILOCK**

Download our Uview augmented reality app to see what Unilock pavers, walls, pillars, fire features and more, look like in real time, in your outdoor space!



Download Uview now



3D Rendering Created with Uvision 3D Design Software



While some contractors and designers still prefer to draw by hand, digital 3D design can help homeowners better visualize what the project will ultimately look like.

Connect with us online or at 1-800-UNILOCK and we can help you find a contractor in your area who offers 3D design services.



Finished Project



Download a free trial version of our Uvision 3D Landscape Creator

Unilock Resources



Design Advice



Knowledge



Do-It-Yourself



Selecting a **Surface**



Unilock Finishes

SMOOTH FINISH



Sometimes, simple is best. A smooth surface suits contemporary styles and is available in a wide variety of shapes for paving and verticals.

FLAGSTONE FINISH



Popular for centuries, a flagstone finish never fails to add warmth to outdoor spaces.

ANTIQUED FINISH



A variety of methods are used to achieve this distressed finish, but in every case, it lends a relaxed, rustic vibe.

TIMEWORN



Our exclusive Elegance line offers the look of centuries-old cobblestone, brick, and natural stone with unsurpassed product durability.

BRUSHED FINISH




Only Unilock offers Il Campo[®], a unique surface enhanced with graphically interesting etched lines. This finish has long been a favorite of commercial designers.

UMBRIANO



Umbriano is an exclusive finish only available from Unilock with color and granite particles that are randomly dispersed to achieve a unique mottled surface that is reminiscent of granite.

EXPOSED GRANITE



Granite, Quartz and Marble particles are embedded in the product's surface and then revealed using additional processing methods.

ENHANCED SURFACE



The surface of these products is enhanced using a special process to reveal a variety of distinctive colors and textures.



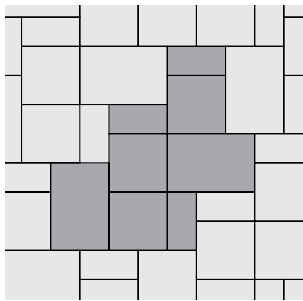
Save the time, money and hassle of after-market sealing with factory-sealed EasyClean products. **Look for the seal on select products.**

Playing with Pattern


From traditional squares, to modern planks, geometrics and timeworn historic shapes, the choices are many. Beyond the shape of the paver itself, there are a variety of laying patterns to consider, from herringbone to basketweave.




RANDOM





LINEAR



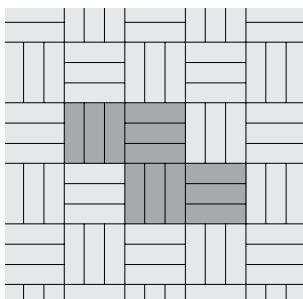
DESIGNER




STACKED



BASKET WEAVE



HERRINGBONE




Borders and Banding

Use a change in paver shape, pattern or color to bring visual depth to the edges of your project, highlight special features or to create definition between different outdoor 'rooms'.



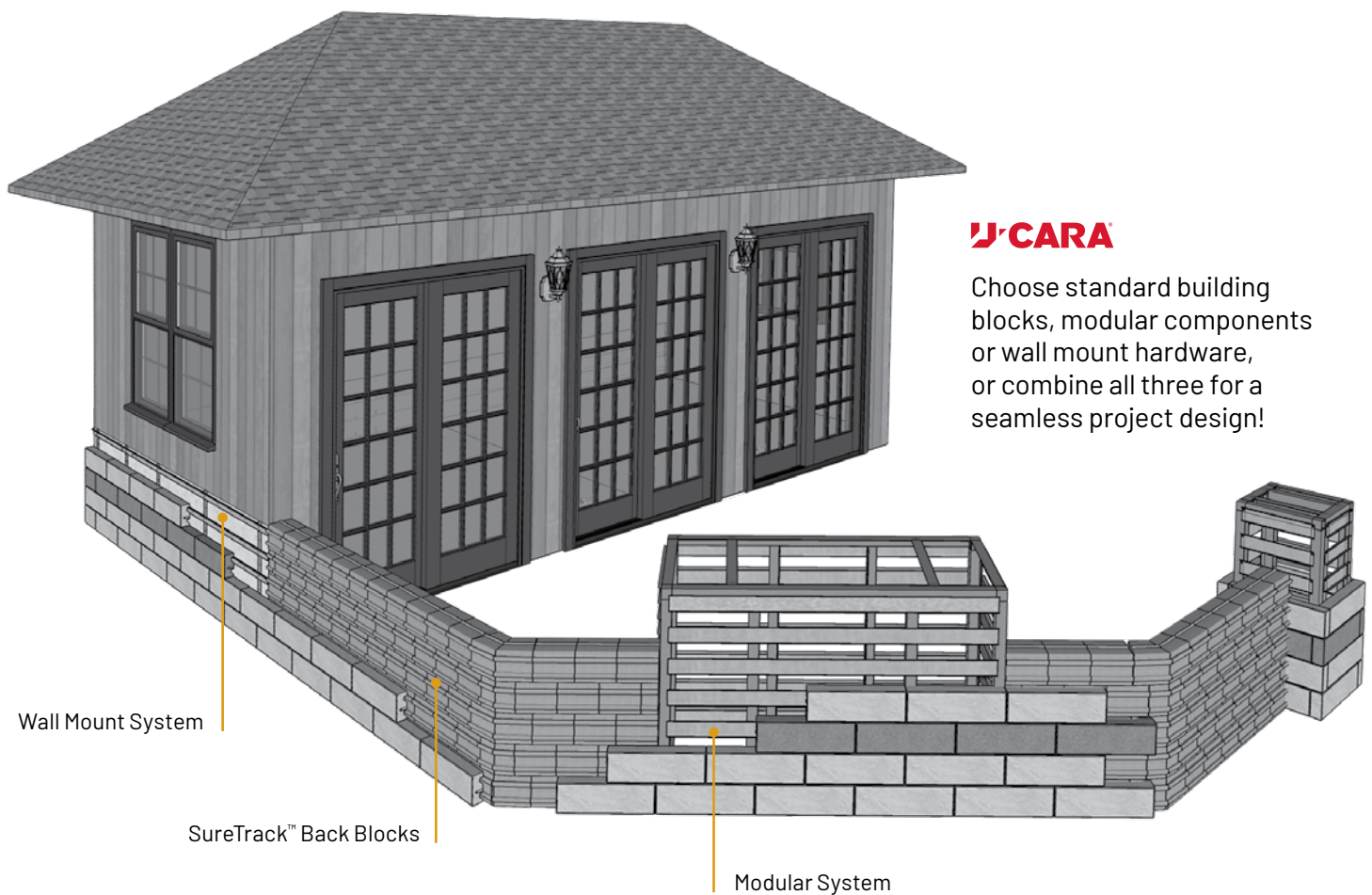
JOINT MATERIAL



Joint material plays an important role between pavers by keeping out weeds and other debris. However, the color you choose can also dramatically impact the look of your project. Your contractor can help you decide what will work best.

Building with U-Cara[®]

Our patented U-Cara Multi-Face Wall System has revolutionized the construction of hardscape verticals. This comprehensive system offers more variety in colors, textures, patterns and project applications than any other wall system on the market today.



U-Cara
Installation Guide



SURETRACK BACKER BLOCKS

SureTrack Backer Blocks are the structural backbone of a U-Cara retaining wall, garden wall, planter box or seat wall project.



WALL MOUNT SYSTEM

Using the U-Cara Wall Mount System, you can attach U-Cara fascia panels to new or existing vertical structures to create a seamless design.



MODULAR SYSTEM

These aluminum frames come in a variety of configurations and can be used alone or in combination with one another to efficiently build grill islands, fire features and pillars.

Paving a **greener** way




In 2021, we announced our commitment to becoming a carbon neutral company. With initiatives to minimize our use of fossil fuels, conserve water and replace cement in our products, we're making steady progress towards this goal.



Up to 15%
Reduction in CO₂



Cement-free
face-mix



Efflorescence
Free



Color stays
true longer



Our EcoTerra technology is revolutionizing the industry, offering a more sustainable paving solution with its cement-free face-mix. These pavers offer high compressive strength, low absorption and remarkable colorfastness, while contributing up to a 15% reduction in carbon dioxide emissions.

Exclusive to **JUNILOCK**



2020 winner
Innovative
Product

Permeable Pavements

In recent years, increased storm events and residential flooding have motivated more and more homeowners to install permeable pavers. In addition to decreasing the risk of flooding, permeable pavements offer many additional benefits. When water is redirected into the subsoil, it is naturally filtered and can nourish surrounding plant life. As well, decreased puddling will reduce ice buildup in winter.



Special materials are used in the joints and in the permeable base below, to encourage water to flow through.

At first glance, permeable pavers look similar to traditional pavers. The difference lies in the width of the joint between units, the material used to fill the joints, and the base material on which the pavers are installed.

Wider joints, permeable joint material and an open graded base design all work together to direct water through the surface and into the subsoil below, instead of flowing off the surface and into overburdened storm sewer systems.



While all segmental paving can be permeable to some degree, look for this symbol to identify Unilock products that offer the widest joints for exceptional flow-through

ECO-OPTILOC™ / ECO-PRIORA™ / ECO-PROMENADE™ / NORDIC COBBLE™ /
THORNBURY™ / TRIBECA COBBLE™ / TREO® SMOOTH / TOWN HALL®

6

DREAM WITH UNILOCK

Driveways	8
Entrances	14
Pool Decks	18
Outdoor Living	24
Retaining Walls	34
Modern	38
Timeless	42
Before & After	45
Feature Project	46
Public Places	48

144

LEARN & PLAN

Borders & Banding	152
Building with U-Cara	154
Contractor Tips	145
EcoTerra™	155
EnduraColor™	3
Elegance™	3
EasyClean™	3
Financing	146
Finishes	150
Fire pits & Fire Features	134
Joint Material	152
Laying Patterns	151
Permeable	156
Project Planning Guide	147
Unilock Resources	148
Uview™	147
Uvision®	148
Warranty	4

COVER

Pavers: Umbriano (Grenada White)

Vertical Features: U-Cara / Umbriano Finish (Grenada White) with Natural Stone coping

Back Cover: Courtstone (Basalt and Belgian Blue) with Richcliff (Pebble Taupe) accent

52

COLLECTIONS

Arcana	54
Beacon Hill	56
Umbriano	58

60

PAVERS & SLABS

Arcana™	62
Artline™	64
Beacon Hill™ Flagstone	66
Beacon Hill Smooth	68
Beacon Hill Smooth / EasyClean	70
Boulevard™	75
Bristol Valley®	72
Brussels Block®	74
Camelot™	76
Copthorne®	78
Courtstone®	80
Eco-Optiloc™	81
Eco-Priora™	81
Eco-Promenade™	82
Eco-Promenade / EcoTerra™	82
Hex™	84
Hollandstone™	85
Holland Premier™	86
Il Campo®	87
Mattoni™	88
Natural Stone	90-92
Nordic Cobble™	93
24 x 24 Premier™	94
Promenade™	96
Richcliff®	98
Series™	99
Soreno™	100
Thornbury™	103
Town Hall®	102
Treo® Flagstone	103
Treo Smooth	106
Tribeca Cobble™	104
Umbriano®	108-110
Urban™	111
Westport™	112

114

RETAINING WALLS & VERTICALS

Brussels Dimensional Stone®	115
Estate Wall™	116
Lineo™ Dimensional Stone	118
Olde Quarry™	120
Pisa™	121
Pisa™ XL	122
Pisa™ XL Smooth	123
Quarry™ Smooth	124
Rivercrest® Wall	126
SienaEdge™	127
SienaStone™	128
U-Cara®	130-132
U-Cara System	154

136

STEPS, TREADS, COPING & CAPS

Endura™ Coping NEW	137
Fullnose™ & Double Fullnose™ Coping	138
Ledgestone™	140
Natural Stone	142
Pisa Coping	139
Pisa XL Coping	139
SienaStone Step	139
Umbriano Coping	138

Unilock Ltd. and Hengestone Holdings, Inc. are the owners or authorized users of all trademarks used in this publication unless otherwise specified. Umbriano® are trademarks of Metten Stein + Design GmbH & Co KG used under license by Unilock®. Measurements throughout this portfolio are nominal. Not all products shown are available at all Unilock locations. Log on to Unilock.com for availability. Colors shown in this catalog should be used only as a guide. Colors should always be chosen from actual samples. Contact your local Unilock representative for color availability in your area.

Visit the Unilock Outdoor Idea Center

Explore full-scale installations, take home free samples, and connect with our sales representatives for expert guidance on your next project.



Scan the QR Code
for a location near you.

FOLLOW US



@UNILOCK



@UNILOCKLIFE





TRANSFORMING
HARDSCAPES

CHICAGO

(630) 892-9191

MILWAUKEE

(262) 742-3890

KANSAS

(913) 417-7985

BOSTON

(508) 278-4536

NEW YORK

(845) 278-6700

MID-ATLANTIC

(202) 798-2060

MICHIGAN

(248) 437-7037

ONTARIO

(416) 646-9000

QUÉBEC

(450) 546-2797

CINCINNATI / KY / TN

(513) 202-0219

**OHIO / WESTERN PA
/ WNY & CNY**

(330) 927-4000



UNILOCK.COM

1-800-UNILOCK